



LibraryPal INTRODUCTION



In conjunction with the “Smart Campus” initiative, Perpustakaan Sultan Abdul Samad has started the transformation of library borrowing services. We are happy to inform you that Perpustakaan Sultan Abdul Samad is introducing the latest technology known as “LibraryPal” Application. The library borrowing process will be easier as compared to before. The App allows users to perform self-service borrowing transactions by using their smartphone. It is a latest sophisticated system which allows users to use their smartphones if they wish to access and utilize the book borrowing services.



LibraryPal

SETUP LIBRARYPAL





LibraryPal

BORROW BOOKS USING LIBRARYPAL

1

Browse book call number via KOHA WebOPAC and get the require book on the shelf



<http://www.elib.upm.edu.my/>




2

Launch LibraryPal App & Click Scan to borrow book



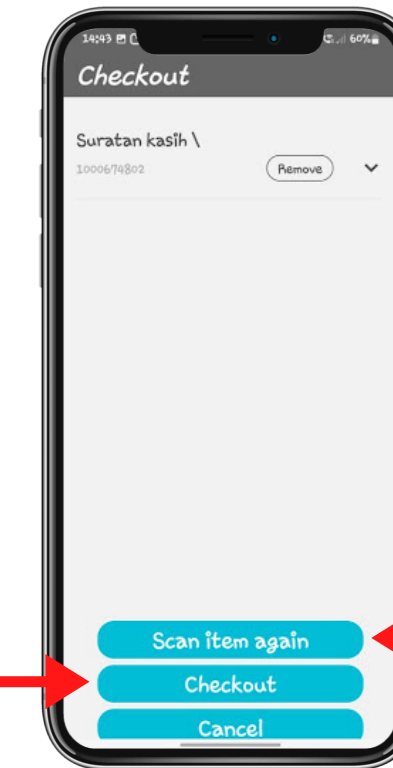
3

Scan the book Barcode




4

Click SCAN ITEM AGAIN (If more than 1 book) OR Click CHECKOUT button to complete the transaction



5

You MUST deactivate Security Tag at Circulation Counter before you leave the library





LibraryPal

RULES AND REGULATIONS



The conditions for users to access the LibraryPal application are as follows:

1. The users account status must be “ACTIVE”.
2. Users account must indicate “NO FINE “and “NO PENALTIES” status.
3. Users are ONLY allowed to borrow books with “AVAILABLE“ status at the Main PSAS Library, Medical Library, Engineering & Architecture Library and Veterinary Library locations.
4. The number of books allowed on loan is subject to the existing users loan eligibility.